

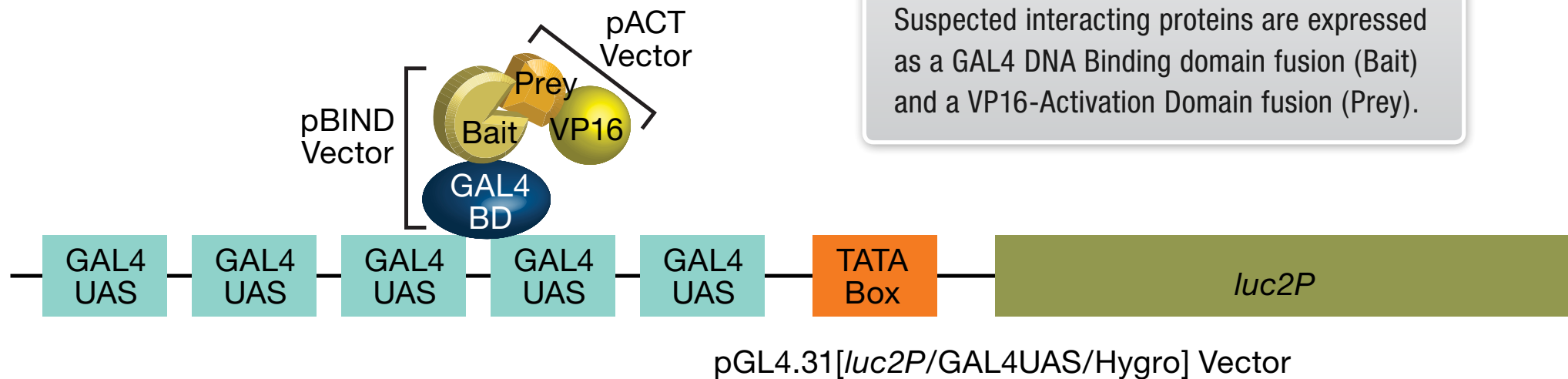
Protein Interaction Analysis Tools

CheckMate™ Flexi® Vector Mammalian
Two-Hybrid System

*Harnessing the power
of bioluminescence to
understand cellular physiology*

Protein:Protein Interactions

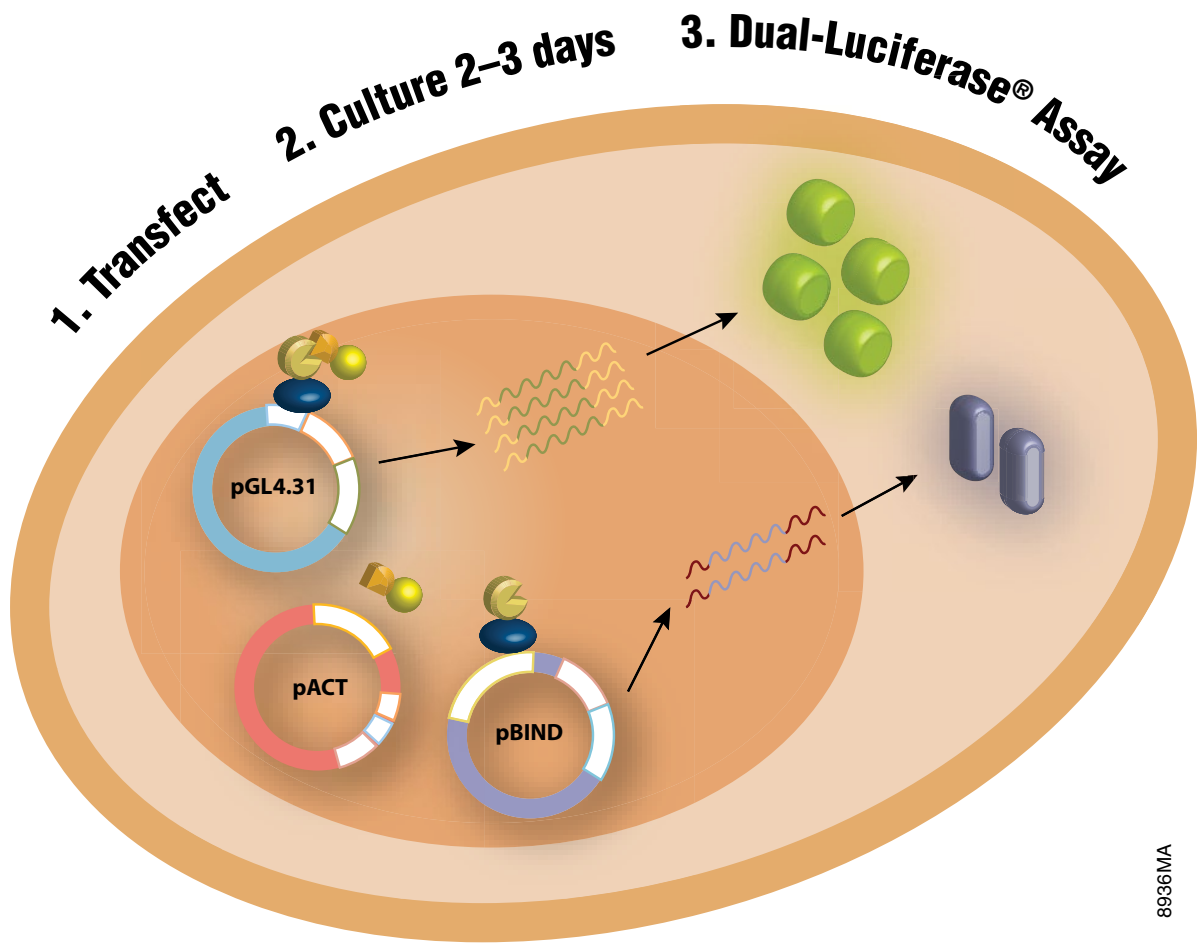
Exploiting transcription factor domains to study protein:protein interactions



If the bait and prey interact, the VP16 activation domain is brought close enough to the promoter to activate transcription of the *luc2P* gene.

CheckMate™ Assay Principle

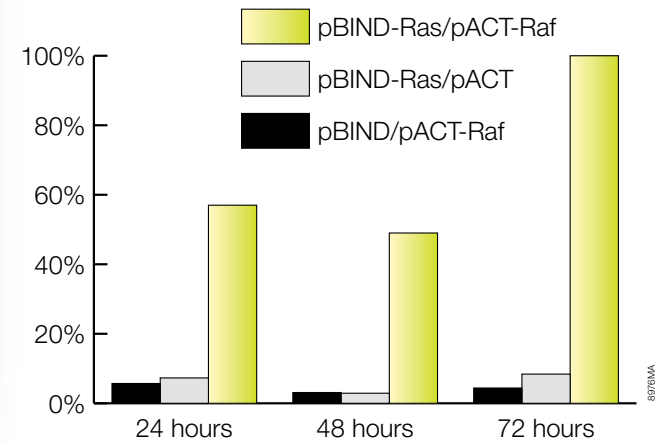
Interacting proteins lead to luciferase production



8936MA

[CheckMate Technical Manual](#) 

Post Transfection



8936MA

Ordering Information

Product	Cat. #
CheckMate™/Flexi® Vector Mammalian Two-Hybrid System	C9370

All Components Available Separately

Vector	MCS	Luciferase Gene	Selectable Marker	Cat. #
pGL4.31[<i>luc2P</i> /GAL4UAS/Hygro] Vector	No	<i>luc2P</i>	Hygromycin	C9351
pFN10A (ACT) Flexi® Vector	Yes	none	Neomycin	C9331
pFN11A (BIND) Flexi® Vector	Yes	<i>hRluc</i>	none	C9341
CheckMate™ Positive Control Vector Set				C9370
CheckMate™ Negative Control Vector Set				C9380

Products may be covered by pending or issued patents or may have certain limitations. Please visit www.promega.com for more information. The method of recombinant *Coleoptera* luciferases is covered by U.S. patent Nos. 5,583,024; 5,674,713; and 5,700,673.

Please note, the CheckMate™/Flexi® Vector Mammalian Two Hybrid System is an improved version of the original CheckMate™ Mammalian Two Hybrid System.

The original pBIND and pACT vectors are in the CheckMate™ Negative Control Vector Set.



TechServ@promega.com



www.promega.com

Dual-Glo, Dual-Luciferase, Flexi and GloMax are registered trademarks; CheckMate, GloResponse, and PureYield are trademarks of Promega Corporation. HighWire Press is a registered trademark of the Board of Trustees of the Leland Stanford Junior University

Related Products

	Size	Cat. #
Stably-Transfected <i>GAL4</i> UAS GloResponse™ HEK 293 Cell Lines		
Each contains two vials of approximately 2 x 10 ⁶ hygromycin-resistant cells in freezing media		
GloResponse 9X <i>GAL4</i>UAS-<i>luc2P</i> HEK293 Cell Line		E8530
Dual Reporter Assays (larger sizes available)		
Dual-Luciferase® Reporter Assay System		
5 Step assay requiring lysate production. Use in multi-well plates requires dual-injectors	100 assays	E1910
Dual-Glo® Luciferase Assay System		
2 step assay that lyses cells directly. Use in multiwell plates does not require injectors.	10ml	E2920
Flexi® Vector Cloning Systems		
Flexi System, Entry/Transfer	5 entry & 20 Transfer Reactions	C8640
Rapid, Transfection-Grade Plasmid Preps		
PureYield™ Plasmid Miniprep System	100 preps	A1223
PureYield™ Plasmid Midiprep System	25 preps	A2492
PureYield™ Plasmid Maxiprep System	10 preps	A2392
Transfection Reagent		
FuGENE® HD Transfection Reagent*	1ml	E2311
	5x1ml	E2312

Dual-Glo, Dual-Luciferase and GloMax are registered trademarks; GloResponse, RapidResponse and PureYield are trademarks of Promega Corporation. HighWire Press is a registered trademark of the Board of Trustees of the Leland Stanford Junior University

* FuGENE HD is sold only for research use at non-profit entities. See terms of use at www.promega.com/lul

More Information

[GloResponse 9X *GAL4*UAS-*luc2P* HEK293 Cell Line Technical Manual](#)



[Flexi® Vector Primer Design Tool](#)

[Flexi® Cloning System Animation](#)

Protocols & Applications Guide:

Protein:Protein Interaction Analysis:
In Vivo and In Vitro Methods

Schenborn, E., *et al.* (2006) The next-generation assay for mammalian protein interactions: The CheckMate™ / Flexi® Vector Mammalian Two-Hybrid System. *Promega Notes* **94**, 12-16.



Citations

[CheckMate™ System citations HighWire Press®](#)

GloMax® Multi+ Detection System

Need a luminometer?

Go to www.promega.com/glomax
to learn more and request a demo

